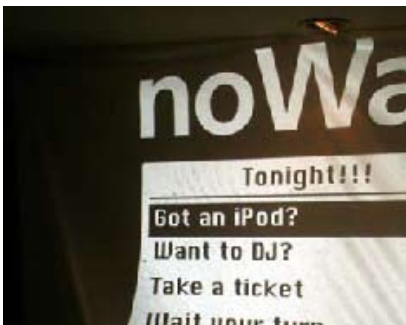


noWax

This is how we do it...



Here is all the stuff you need to know to throw your own noWax party. Although not set in stone these instructions act as a guide and help to maintain a consistent format for the noWax formula. Saying that, if you have any new ideas you think would work please feel free to suggest them on the website for others to try.

The instructions have been written assuming that you have a fair knowledge of iPods or MP3 players and a very basic knowledge of DJ equipment.

noWax

The preparation

Equipment you will need to acquire

- Slide Projector or Data Projector & Laptop
- Big chunky DJ Headphones
- 3.5 jack to 2 phono leads (x2)

Stuff you can download from the website

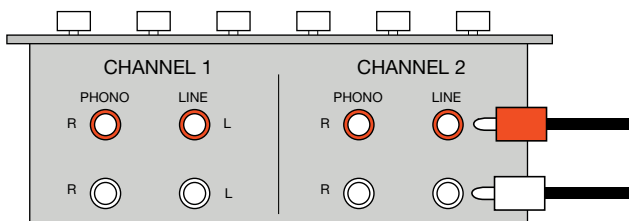
- noWax queuing system
 - noWax number tickets
 - Slides (PDF or slides)
- PDFs of promotion material
 - posters
 - flyers

Leads

Firstly, you will need two 3.5mm Jack to Phono leads. At one end they look like a headphone lead and plug into the headphone socket of the MP3 player and the other end plugs into the back of the mixer into the red and white line sockets of the line input.

Technical bit

The MP3 players can basically replace the turntables in most bar set-ups. Each player can plug directly into the **Line** channel of the DJ mixer. Then the players can function in the same way that the record decks do.



Back of Mixer

Volume level

The MP3 player will act as an amplifier. This can have an adverse effect on the music quality. When you do a sound check (at the start of the night), you must find a level on the player which sounds the best and then get everyone who plays to make sure their players are set to roughly that volume level. When using iPods the difference in variation of volume of each person's iPod can be minimised if you make sure that each and everytime someone comes up to play, their iPod has its equaliser turned OFF and Soundcheck is set to ON.

The bar sound system

You may have problems if the bar in question has power amps and pre-amps. The sound can end up sounding muddy and muffled. As mentioned earlier MP3 players are amplifiers, and too many amplifiers can distort the sound. You might get around this by turning off or turning down the bass on one of the amplifiers.

Projector system

Projected on the wall are the noWax slides. A potential noWax DJ (MP3J) will take a ticket from the dispenser / ticket controller, and then wait for his / her turn. When their number is projected (slightly ahead of time) they get ready to play. They plug in their MP3 player and can then cue up and select their chosen song in the headphones in the way a DJ would do on the mixer. We use a ticket system not unlike a deli counter in your local supermarket. Download the PDF file that can be used with a laptop and data projector. You can also download a PDF to make slides for an analogue projector.

Projector placement

Once you scope out your venue it will be obvious as to where to position your projector so the punters can see the projection. We always have the projection shone on the window of the bar that has a screen in front of it so people outside as well as inside can see what's going on.

As all this type of stuff in a bar is relatively new and people in the bar won't really know what's going on, we've found that putting up noWax posters in the bar and having the main instruction slide projected on the wall before the night starts properly is a good way to introduce people to the idea.

Once you start the night properly we've found that some sort of announcement or record to get people's attention works best. It's up to you. Be as creative as you like.

Decks

One thing to note that we hadn't banked on when we started was how people would react to being up on stage playing. For a while the decks in the bar were in the middle and raised slightly so whoever was playing was plainly obvious to the crowd. Sometimes this is a good thing but you need to be aware that it can also put people off playing, especially if they've never DJed before.

noWax

The night

Mixing

Because of the way current MP3 players are designed there can be no mixing in the technical sense. You can fade up one channel as the previous song is ending or do a straight cut between the two songs. This is very easy to do and you will learn it in minutes. We have learned that some people become nervous when confronted with impending DJ stardom and prefer it if you're standing nearby to make sure they don't make any embarrassing errors (of which there will be some)!

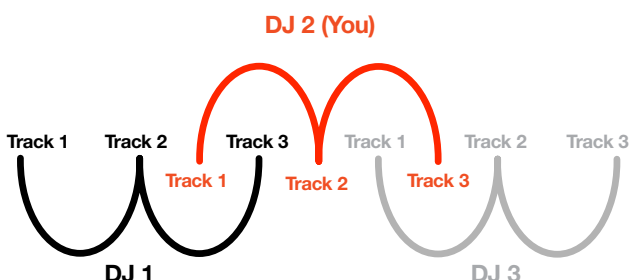
Each DJ

Each DJ gets to play three tracks, alternatively 'against' another DJ. This way of alternating actually means each person plays against two people, the first who was on before him, and then the second who takes the first's place.

Imagine you are DJ 2. DJ 1 is up at the decks playing a track. When that's finished it's your turn to play your first track. Once you have played your first track, DJ 1 plays his second against you (actually his last track). After DJ 1 has finished you play your second and DJ 1 leaves the decks and makes room for DJ 3. When your second track is finished DJ 3 plays his first. After that you play your last track. Done.

Here's a little diagram that makes it visual. If your that way inclined it'll all make sense if not it'll all become clear when you actually do it.

This is hard to explain on paper but becomes quite clear when it actually happens. On an average length of night, say 4-5 hours. You can get anywhere from 50 to 60 tracks played. This works out as an average of 16-18 DJs playing three tracks each. If you feel the bar is really busy and there's a backlog forming then it's easily changed so everyone plays two tracks instead of three. If you want just make them play one. As the organiser you'll have to be on the ball though!



The Essence

The basis of noWax is democracy. Anyone can step up and play their tune. Now and again you can have some friction when people play things that others don't want to hear, but try not to censor their music as this is at the heart of the concept. Also, sometimes people think that they'll get up there and play something obtuse, but when confronted by a merry throng they play something more crowd friendly. Very few DJs want to be hated by the crowd they are playing to.

Remember...

At the end of the day this is all a bit of fun so if it goes tits up don't worry, just make sure you have a good time.

Rock on!

Raj & Charlie



Projected number slide



Number tickets – Just colour in the bars to make any 2 digit number

Sense Worldwide
68/70 Wardour Street
London W1F 0TB
United Kingdom

T +44 (0)20 7025 6040
F +44 (0)20 7025 6041
E raj@nowax.co.uk
W www.senseworldwide.net

©2003 – 2005 Sense Worldwide